

Absorbant Glass Mat (AGM) technology for superior performance. Valve regulated, spill proof construction allows safe operation in any position. Approved for transport by air. D.O.T., I.A.T.A., F.A.A. and C.A.B. certified. U.L. recognized under file number MH 20567.

Specification

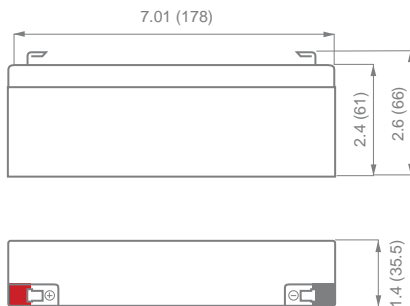
Nominal Voltage	12 volts		
Nominal Capacity	77° F (25° C)		
20-hr. (0.11A)	2.20 Ah		
10-hr. (0.21 A)	2.05 Ah		
5-hr. (0.37 A)	1.87 Ah		
1-hr. (1.32 A)	1.32 Ah		
Max Charge Current (A)	0.66A		
	1.38 Ah		
Approximate Weight	2.14 lbs (0.97 kgs)		
Internal Resistance (approx.)	80mΩ		
Shelf Life (% of normal capacity at 68° F (20° C))			
	3 Months	6 Months	12 Months
	91%	83%	64%
Temperature Dependency of Capacity (20 hour rate)			
104° F (40°C)	77° F (25°C)	32° F (0°C)	5° F (-15°C)
102%	100%	85%	65%
AGM Operational Temperature			
Charge	32°F to 104°F (0°C to 40°C)		
Discharge	5°F to 113°F (-15°C to 45°C)		
AGM Storage Temperature	5°F to 104°F (-15°C to 40°C)		



Due to continuous improvements to our products, product may vary slightly from depiction.

Charge Method (Constant Voltage)		
Cycle Use (Repeating Use)		
Initial Current	0.66 A or smaller	
Control Voltage	14.6 - 14.8 V	
Float Use		
Control Voltage	13.6 - 13.8 V	

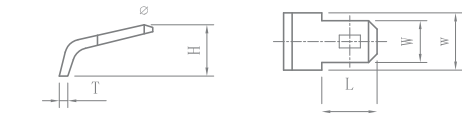
Physical Dimensions: in (mm)



L: 7.01in (178 mm)
W: 1.4in (35.5 mm)
H: 2.4in (61 mm)
TH: 2.6in (66 mm)

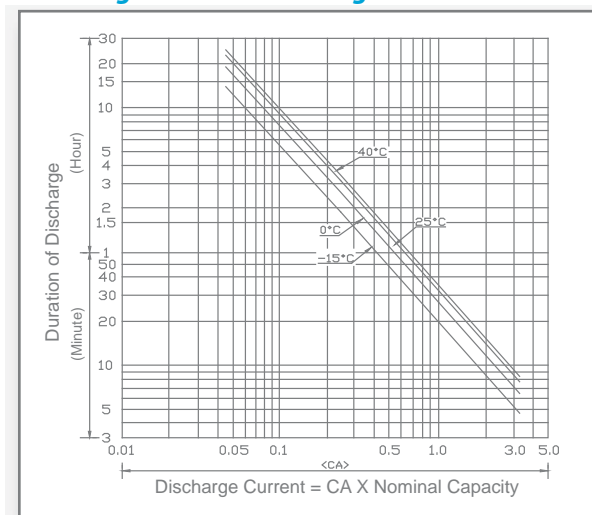
Tolerances are +/- 0.04 in. (+/- 1mm) and +/- 0.08 in. (+/- 2mm) for height dimensions. All data subject to change without notice.

Terminals

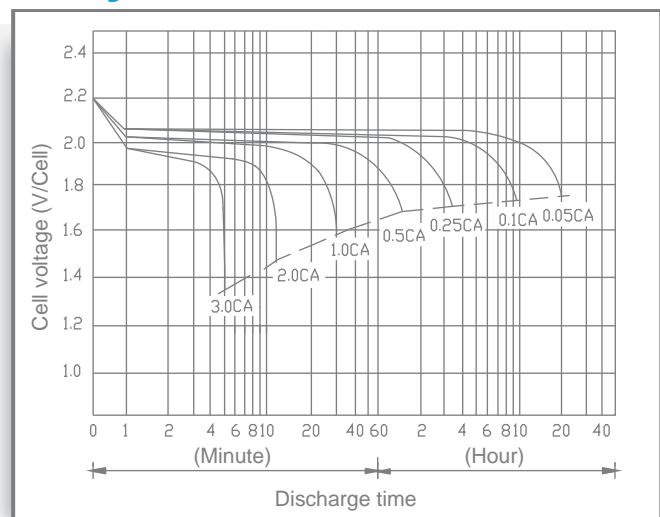


Dimension Type	L	W	w	H	T
F1	6.50	4.75	6.00	5.00	0.80

Discharge Time vs. Discharge Current

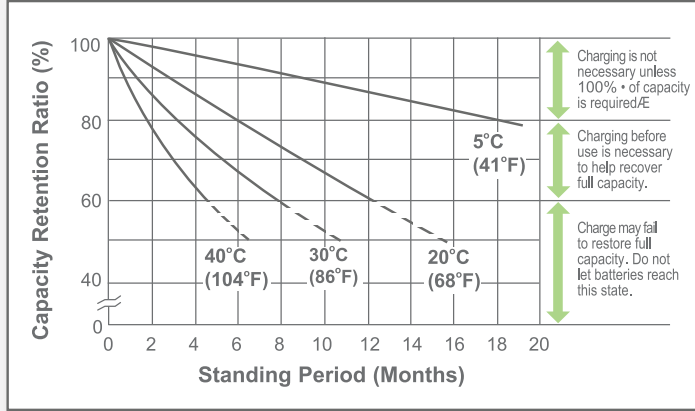


Discharge Characteristics

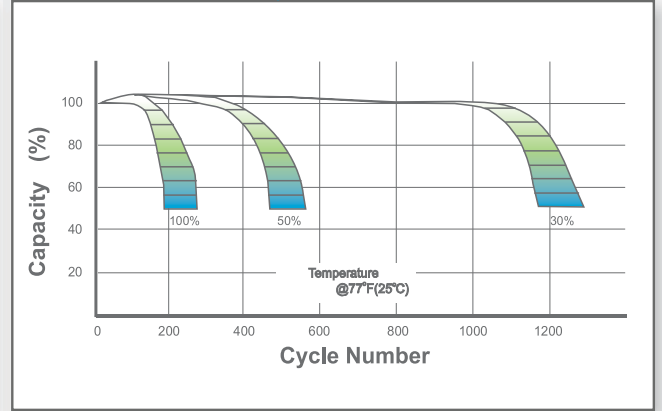


ISO 9001

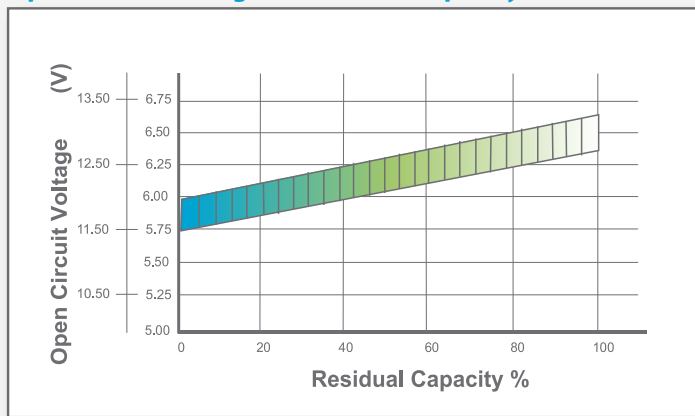
Shelf Life & Storage



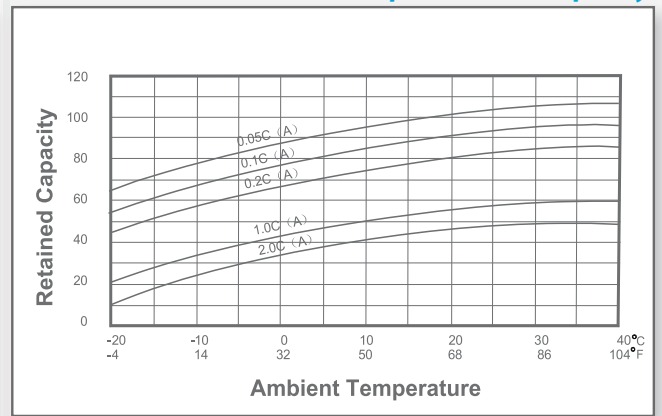
Cycle Life vs Depth of Discharge



Open Circuit Voltage vs Residual Capacity



Effect of Temperature on Capacity



Charge Current & Final Discharge Voltage

Application	Charge Voltage(V/Cell)			Max.Charge Current	Final Discharge Voltage V/Cell	1.75	1.70	1.60	1.30
	Temperature	Set Point	Allowable Range						
Cycle Use	25°C(77°F)	2.45	2.43-2.47	0.30C	Discharge Current(A)	0.2C>(A)	0.2C<(A)<0.5C	0.5C<(A)<1.0C	(A)>1.0C
Standby	25°C(77°F)	2.28	2.27-2.30						



ISO 9001 :2008

Let UPG Power Your Life.

www.upgi.com