

Absorbant Glass Mat (AGM) technology for superior performance. Valve regulated, spill proof construction allows safe operation in any position. Approved for transport by air. D.O.T., I.A.T.A., F.A.A. and C.A.B. certified. U.L. recognized under file number MH 20567.

Specification

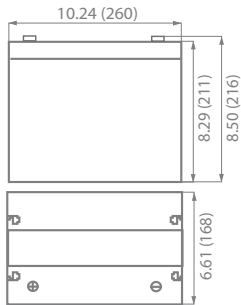
Nominal Voltage	12 volts		
Nominal Capacity	77° F (25° C)		
20-hr. (3.75A)	75.0 Ah		
10-hr. (6.98A)	69.8 Ah		
5-hr. (12.8A)	63.8 Ah		
1-hr. (45.0A)	45.0 Ah		
Approximate Weight	50.7 lbs (23 kgs)		
Internal Resistance (approx.)	6 mΩ		
Shelf Life (% of normal capacity at 68° F (20° C))			
3 Months	6 Months	12 Months	
91%	83%	64%	
Temperature Dependency of Capacity (20 hour rate)			
104° F (40°C)	77° F (25°C)	32° F (0°C)	5° F (-15°C)
102%	100%	85%	65%
AGM Operational Temperature			
Charge	32°F to 104°F (0°C to 40°C)		
Discharge	5°F to 113°F (-15°C to 45°C)		
AGM Storage Temperature	5°F to 104°F (-15°C to 40°C)		



Due to continuous improvements to our products, product may vary slightly from depiction.

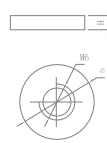
Charge Method (Constant Voltage)		
Cycle Use (Repeating Use)		
Initial Current	26.25 A or smaller	
Control Voltage	14.6 - 14.8 V	
Float Use		
Control Voltage	13.6 - 13.8 V	

Physical Dimensions: in (mm)



L: 10.24 in (260 mm)
W: 6.61 in (168 mm)
H: 8.29 in (211 mm)
TH: 8.50 in (216 mm)
 Tolerances are +/- 0.04 in. (+/- 1mm) and +/- 0.08 in. (+/- 2mm) for height dimensions. All data subject to change without notice.

Terminals



I Series (Internal Thread Terminal)

Dimension Type	∅	H
I ₄	15	4

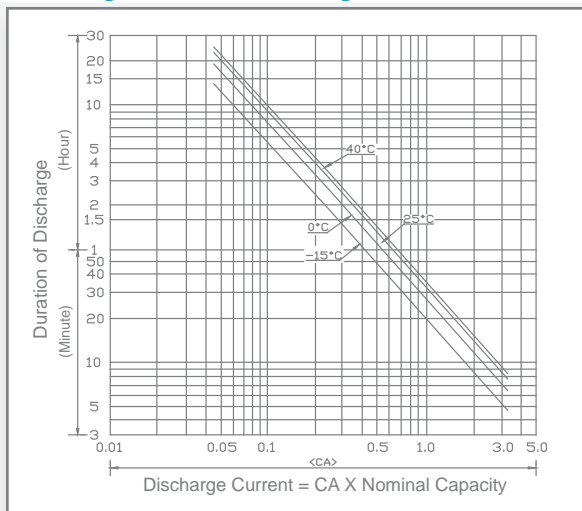
Constant Current Discharge Characteristics Unit:A (25°C, 77°F)

F.V/Time	5MIN	10MIN	15MIN	30MIN	1HR	2HR	3HR	4HR	5HR	8HR	10HR	20HR
9.60V	259.0	189.0	133.0	81.0	42.0	25.0	18.0	14.0	11.6	8.1	7.4	4.0
10.20V	228.0	172.0	119.0	76.3	39.5	23.4	17.5	13.7	11.3	8.0	7.2	3.9
10.50V	220.0	164.0	112.0	74.0	38.0	22.8	17.1	13.4	11.2	7.9	7.0	3.8
10.80V	211.0	155.0	105.0	72.0	37.0	22.3	16.7	13.2	10.9	7.7	7.0	3.8
11.10V	203.0	147.0	98.0	70.0	36.0	21.7	16.1	12.8	10.6	7.5	6.7	3.6

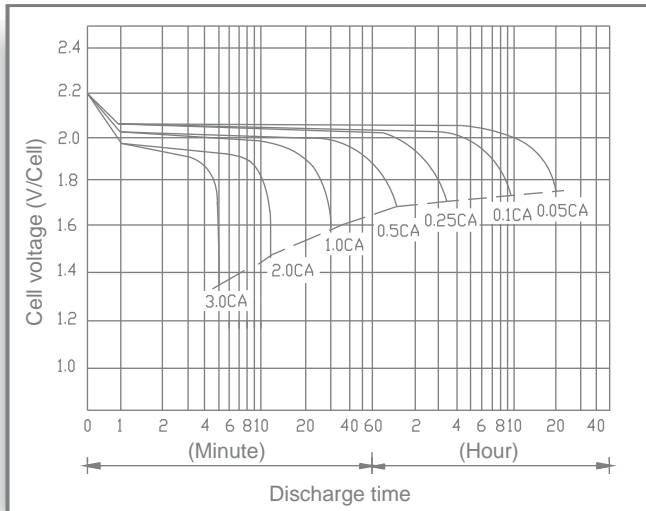
Constant Power Discharge Characteristics Unit:W (25°C, 77°F)

F.V/Time	5MIN	10MIN	15MIN	30MIN	1HR	2HR	3HR	4HR	5HR	8HR	10HR	20HR
9.60V	2750.0	2007.0	1412.0	855.0	486.0	284.0	208.0	162.0	134.0	94.0	85.0	46.0
10.20V	2566.0	1911.0	1321.0	847.0	457.0	271.0	203.0	158.0	131.0	92.0	83.0	44.8
10.50V	2493.0	1857.0	1270.0	841.0	443.0	264.0	198.0	156.0	130.0	92.0	82.0	44.3
10.80V	2461.0	1809.0	1222.0	839.0	430.0	259.0	194.0	152.0	127.0	90.0	81.0	44.0
11.10V	2416.0	1749.0	1166.0	833.0	425.0	258.0	192.0	152.0	127.0	89.0	79.0	42.7

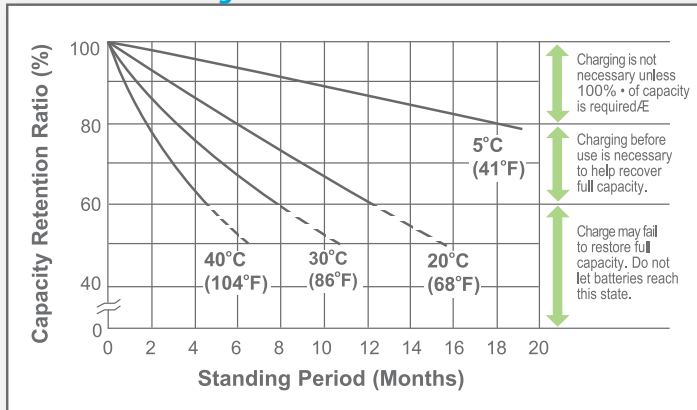
Discharge Time vs. Discharge Current



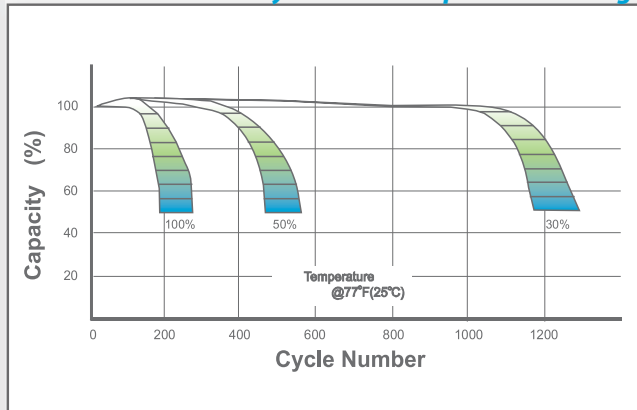
Discharge Characteristics



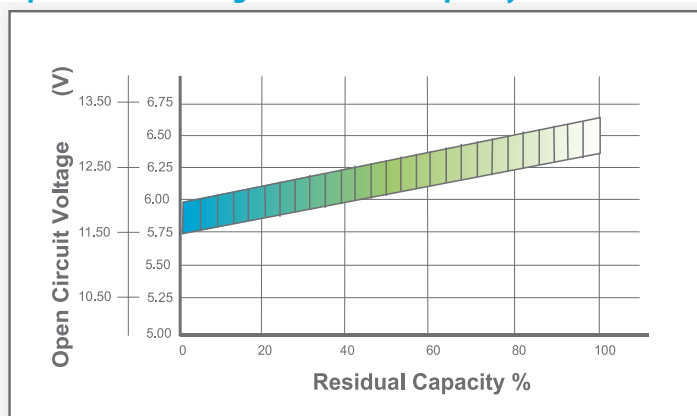
Shelf Life & Storage



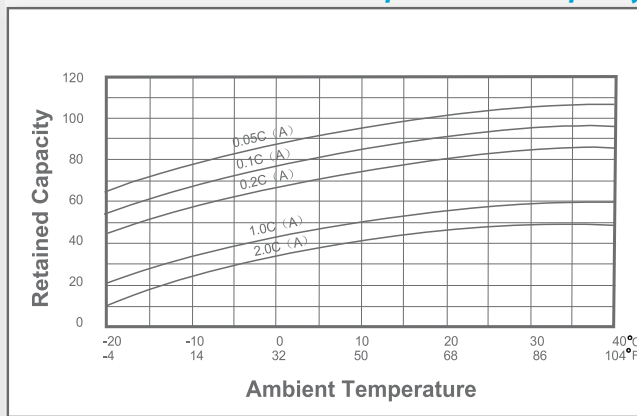
Cycle Life vs Depth of Discharge



Open Circuit Voltage vs Residual Capacity



Effect of Temperature on Capacity



Charge Current & Final Discharge Voltage

Application	Charge Voltage(V/Cell)			Max.Charge Current	Final Discharge Voltage V/Cell	Discharge Current(A)		
	Temperature	Set Point	Allowable Range					
Cycle Use	25°C(77°F)	2.45	2.40-2.47	0.30C	1.75	1.70		
Standby	25°C(77°F)	2.28	2.27-2.30		1.60	1.30		
					0.2C>(A)	0.2C<(A)<0.5C	0.5C<(A)<1.0C	(A)>1.0C



Let UPG Power Your Life.

www.upgi.com